

2620-K



WEST-TRANS
EQUIPMENT & SERVICE



- power to lift





LOADING GROUP HC1/HD5/B3		2620-K1	2620-K2	2620-K3	2620-K4	2620-K5	2620-K6	2620-K7	2620-K8	
Type		KX+								
TECHNICAL DATA										
Load moment	tm	25.0	24.2	23.7	23.1	22.7	22.2	21.9	21.5	
Hydraulic reach	m	6.2	8.2	10.2	12.4	14.7	17,0	19.2	21.5	
Slewing torque	kgm	2762								
Slewing angle	°	400								
Working pressure	bar	345								
Weight excl. stabilizers	kg	1750	1980	2150	2350	2500	2640	2745	2830	
Weight of stabilizers, standard	kg	290								
Pump performance	l/min	80-110								
Oil tank capacity, separate tank	l	160								
Power consumption	kW	46-63								
GEOMETRY										
Height above mounting surface	mm	2295								
Width, folded	mm	2500								
Length of crane, no extra valves	mm	880	880	880	880	880	880	990	990	
Hook height 1.5 m from column	m	2.7	2.7	2.7	2.6	2.5	2.4	2.3	2.2	
Dual Power Plus link arm system		Basic								
Over-bending on crane	°	15								
Over-bending on Fly-Jib	°			20	20	20				
CONTROL MODE										
Radio remote control of crane		Basic								
Manual operation of stabilizer functions		Basic								
Remote control box with HMF InfoCentre		Option								
Remote control box, linear control levers (L) or joysticks (J)		L / J								
Stand-up controls with bracket for radio remote control box		Option								
Top seat on column with bracket for remote control box		Option								
CONTROLS										
RCL 5300 Safety System		Basic								
Proportional control valve type (-d) for radio remote control		Basic								
Dual control of stabilizer functions (crane)		Basic								
Electronic speed adaptation system HDL-d		Basic								
OPTIONS: HYDRAULIC EQUIPMENT										
Oil cooler		Option								
Fly-Jib 350 with 3 or 4 hydr. extensions								Option		
Fly-Jib 600 with 3 or 4 hydr. extensions								Option		
1500 kg or 2500 kg hydraulic winch on the crane		Option								
1500 kg or 2500 kg hydraulic winch led via the Fly-Jib						Option	Option			
Radio remote controlled stabilizer functions		Option								
Extra valves in hose guides				Option	Option	Option	Option	Option		
Extra valves in hose reels internally in the jib extensions				Option	Option	Option	Option	Option		
Extra valves in external hose reels									Option	Option
90 l oil tank mounted on the crane		Option								
OTHER EQUIPMENT										
Number of manual extensions		2620-K1	2620-K2	2620-K3	2620-K4	2620-K5	2620-K6	2620-K7	2620-K8	
Work light on crane						3	3	3	2	1
Work light on Fly-Jib						Option				
1 or 2 extra valves on Fly-Jib in hose reels						Option	Option			




Fly-Jib

HMF provides different types of Fly-Jibs that may be equipped with e.g. hydraulic winch or extra valves.



180° swing-up stabilizer leg

Swing-up stabilizer leg to 180° with or without radio remote control.



HMF InfoCentre

The HMF InfoCentre continuously informs the operator about the current load moment and condition of the crane.



Double link arm system

The HMF dual Power Plus link arm system has an excellent lifting capacity at long reach and in high positions as well as it makes it possible to lift a heavy load close to the column.



Immaculate finish - year after year

HMF does not compromise on the surface treatment. This is made possible thanks to HMF's Zetacoat pre-treatment followed by EQC powder coating, ensuring that corrosion never takes over. We guarantee that you obtain the best imaginable paint quality - a quality that never fades and that can withstand damage.



Tested to the limit

An HMF crane is never released until it has been tested again and again. All crane series are put on the test bench, where the crane is loaded up to at least 125 % of its nominal capacity in all positions. Not just once, but 145,000 times! The crane is also exposed to a dynamic test in which the durability of all components is tested. This is followed by a static test which tests the crane's capability to resist deflection, and finally by a functional test, in which all crane systems are tested again and again.



EVS - active securing of stability

HMF's patent pending stability safety system, EVS, is continuously taking into account the current load on the vehicle so that crane and truck are in perfect balance. As the system includes the load on the truck body as a part of the tare weight of the vehicle, it means that you actually obtain a considerably larger working area with a load on the truck body - thanks to EVS. This means that you obtain both an extraordinary high level of safety and larger capacity with EVS.



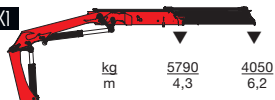
HMF radio remote control

The HMF radio remote control is part of a unique operation and safety system (TCC - Total Crane Control), which provides the operator with all advantages and possibilities for operating the crane functions and important safety functions on the HMF RCL Safety System. By means of the remote control box you can carry out many tasks besides operating the crane, independent of a fixed control position.

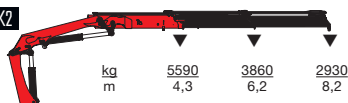


- power to lift


HMF 2620-K1



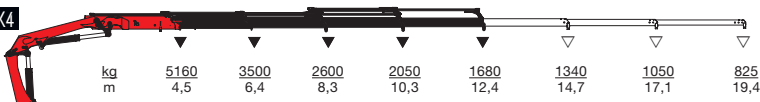
HMF 2620-K2



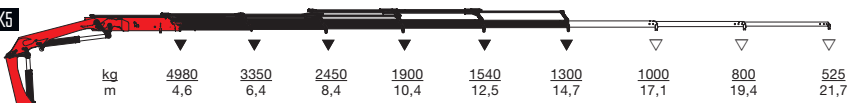
HMF 2620-K3



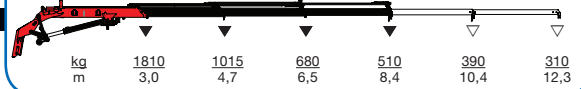
HMF 2620-K4



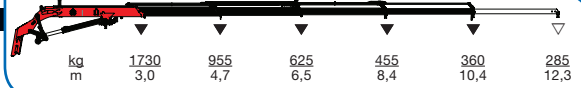
HMF 2620-K5



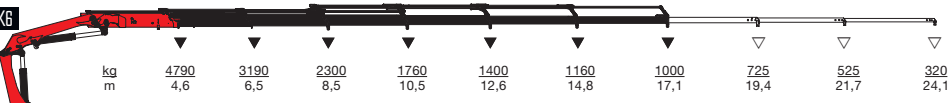
HMF FJ600-K3



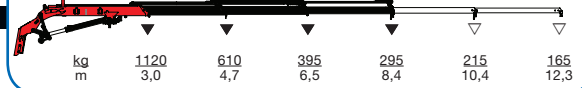
HMF FJ600-K4



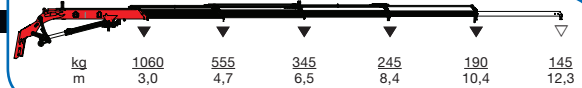
HMF 2620-K6



HMF FJ350-K3



HMF FJ350-K4



HMF 2620-K7



HMF 2620-K8



▼ Lifting capacity, no manual extensions
▽ Lifting capacity with manual extensions



- power to lift
HMF Group A/S

Oddervej 200 · DK-8270 Højbjerg
Tel.: +45 8627 0800 · Fax: +45 8627 0744 · info@hmf.dk

www.hmf.dk

WEST-TRANS EQUIPMENT & SERVICE

NSW Unit A, 9 Cunneen Street, Ph: (02) 4587 7411
Mulgrave NSW 2756 E: sales.nsw@west-trans.com.au

VIC 54 Venture Drive, Ph: (03) 9325 1114
West Sunshine VIC 3020 E: sales.vic@west-trans.com.au

WA 71 Barberry Way, Ph: (08) 9494 2929
Bibra Lake WA 6163 E: sales.wa@west-trans.com.au

QLD Ph: 0411 244 717 E: sales.qld@west-trans.com.au

www.west-trans.com.au

We reserve the right to introduce improvements and modifications

Z008674-02